

Georgia Data Analytics Center (GDAC)



7/1/2021

TABLE OF CONTENTS

Executive Summary.....1
GDAC Data Governance.....2-3
GDAC Technology.....4
GDAC 2021 Strategic Goals.....4
Data Sources & Types.....5
GDAC Dashboards Overview.....6-16
Department of Revenue-Revenue Collections.....6
State Agency Revenue.....7
Building, and Lease Inventory of Property.....8
Agency Expenditures.....9
State of Georgia Average Employee Salary Rates.....10
Georgia Technology Authority Service Desk11
COVID Relief Fund (CRF) Analytics.....12
Medicaid Health Care Quality Measures.....13
Medicaid Drug Utilization.....14
Appropriations Tracking.....15
Quality Basic Education.....16

Appendices:

Appendix A: Aggregated Data Sources

Executive Summary

House Bill 197 (2019 Session) required the Office of Planning and Budget (OPB) to establish the Georgia Data Analytics Center (GDAC). Since its enactment, OPB has established a modern data analytic center capable of securely harvesting, integrating, anonymizing, and aggregating data. GDAC strives to support state agencies, academic institutions, researchers, and taxpayers in making data driven decisions within the State of Georgia.

The Georgia Data Analytics Center is a statewide integrated data system designed to provide a centralized data repository. The data system will assist in evaluating the impact and effectiveness of legislation and public policies, eliminate duplication of data and definitions among and across state agencies and departments, and provide a collaborative platform for data sharing and governed data access. The exchange will allow OPB to provide insights and access to timely data and analytics for strategic decision making.

During FY 2021, GDAC added new data sets to the already existing disparate data sources and continued to seek buy-in from additional state agencies. For FY 2022 and beyond, GDAC will build a robust data governing body that will streamline legal, regulatory, and privacy issues with data sharing. This governing body will create awareness of available data sources and expose underlying gaps and data quality and consistency issues.

GDAC Data Governance

GDAC's Executive Leadership team has been working to build a framework and guidelines for data governance and data management over the past year. Key components of GDAC data governance are listed below.

Goals

- Engage state leadership for short-term effectiveness and long-term sustainability
- Establish effective data governance and management
- Create clear objectives, ownership, and accountability

Organization

- GDAC Data Governance Committee
- Data/Business Team
 - Business Owner / Steward
 - Data Steward - Data Architect; Data Analyst
- IT Team
 - Data Administrator
 - Network/Security Administrators

Process

- Data Governance
- Policy, Procedure, and Enforcement
 - Data Management
 - Data Security / Data Quality
 - Metadata Management
 - Master Data Management
 - Policies and retention requirements
 - Review and approve research and publications.
 - Meetings, communication, and oversight.

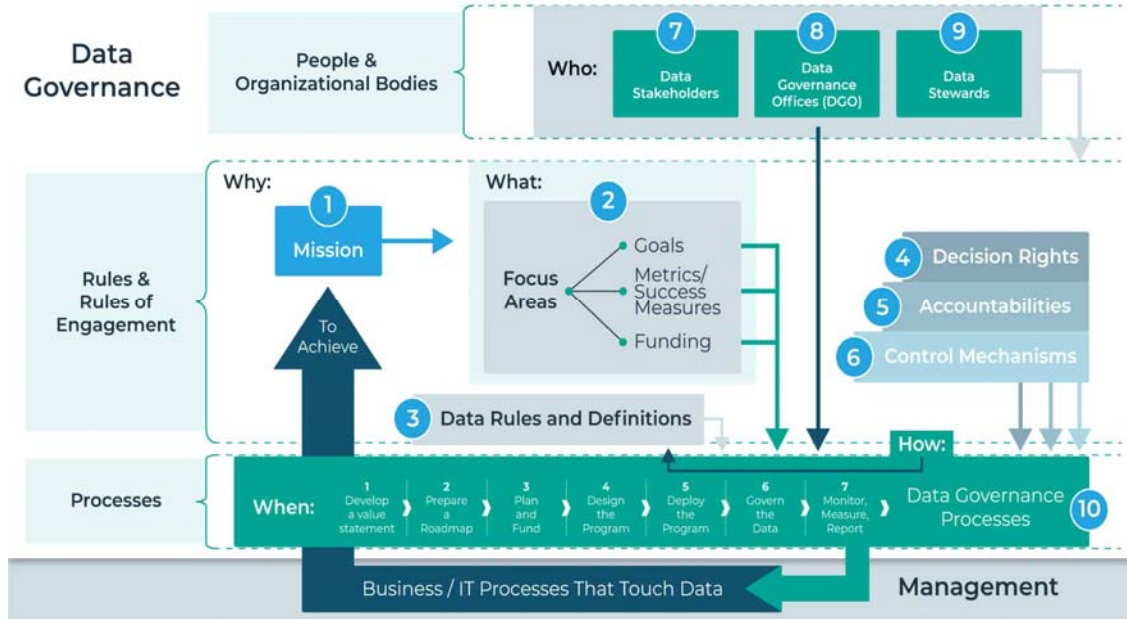
Data Discovery

- Inventory of data systems
- Data / Analytic Definitions
- Data Catalogs / Data dictionaries
- Business processes and glossaries
- Reports and usage; Data Gaps
- Data security / redaction requirements

Technology

- Modern data architecture
- Fast, scalable, secure data analytics, reporting, and research platform.

GDAC Data Governance



Definition:

Data Governance is the exercise of decision making and authority for data-related matters.

It's a system of decision rights and accountabilities for information-related processes, executed according to agreed upon models which describe who can take what actions with what information and under what circumstances, using what methods.

Processes for governing how data is used, and when, and by whom

- | | |
|---|---|
| 1. Aligning Policies, Requirements & Controls | 7. Issue Resolution |
| 2. Establishing Decision Rights | 8. Specifying Data Quality Requirements |
| 3. Establishing Accountability | 9. Building Governance into Technology |
| 4. Performing Stewardship | 10. Stakeholder Care and Support |
| 5. Managing Change | 11. Stakeholder Communications |
| 6. Defining Data | 12. Measuring and Reporting Value |

GDAC Technology

GDAC utilizes a cloud based modern data architecture for speed, scalability, and efficiency. GDAC's data lake allows the collection of data from a variety of sources and from a larger data lakehouse to organize data. The data lakehouse architecture along with GDAC's data warehouse and its analytical tools will provide enhanced analytic capacity and capabilities. GDAC is working on building data governance and additional processes to allow faster and efficient data and analytic operations within the State of Georgia.

GDAC Strategy

1. Implement a modern data system for faster, scalable, secure, and robust data ingestion, curation, integration, and analytics platform within the State of Georgia.
2. Establish a GDAC data governance committee to ensure effective data management.
3. Launch the GDAC website and a data portal to publish data and analytics smoothly. This site will include an overview of data sources, forms for data requests and analytics; data dictionaries and a data catalog; metadata about the data, business rules and additional supporting documentation.
4. Build an annual calendar for the data governance committee meetings and record meeting minutes and decisions.
5. Gather use cases from the agencies and departments, and plan data collections; enter into the data sharing agreements.
6. Continue to engage stakeholders, prioritize, and add additional data sources.
7. Communicate data processes, priorities, and timelines periodically to ensure GDAC aligns with inter-agency data needs.

Data Sources and Types

GDAC receives data from several agencies and departments and maintains over 170 aggregated data tables.

GDAC utilizes personally identifiable information (PII) to match individual data across data sets. The PII data are restricted to this data integration only, these data sets will not be part of the data warehouse.

See *Appendix A: Aggregated Data Tables*

Organization	Data Type
Department of Administrative Services	State Agency Worker's Compensation Data
Department of Revenue	Sales and Use Tax Data
Employees Retirement System	Employee Tenure Data
Department of Education	Quality Basic Education (QBE) Funding, School Expenditure Data, FTE Data
House Budget and Research Office / Office of Planning and Budget	Budget and Appropriations (BATS) Data
Georgia Technology Authority	Call Center Data
Office of Planning and Budget	Covid Relief Funds Data (CRF)
State Accounting Office	TeamWorks Financials & Human Capital Management (HCM) Data
State Property Commission	Building, Land and Lease Inventory of Property (BLLIP) Data
Teachers Retirement System	Employee Tenure Data
Travel Incorporated	Car, Air, and Hotel Travel
US Department of Transportation	Vin Information
Board of Regents University System of Georgia	Human Capital Management Data

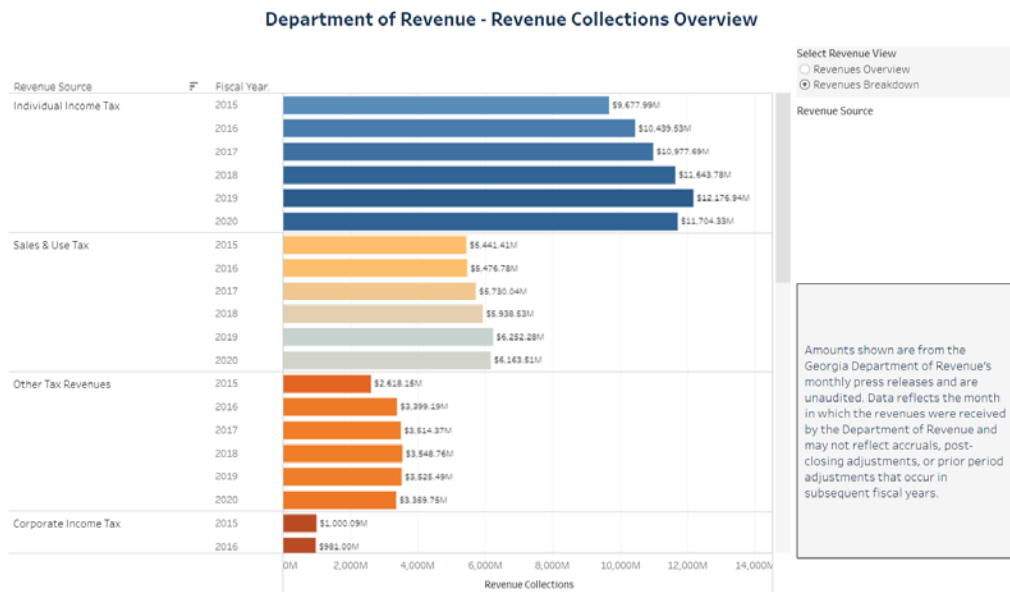
GDAC Dashboard Overview

Department of Revenue-Revenue Collections

Georgia Department of Revenue (DOR) provides monthly press releases for the State of Georgia revenue tax and fee collections. Using these datasets GDAC created “Revenue Collections” dashboards, showing revenue tax and fee collection trends over the year(s) and quarter(s) by revenue source(s) and tax and fee type(s).

The sample chart below shows individual income, sales and use, and other tax revenue collections by DOR from 2015 to 2020. As an example of how the dashboards can be used, the dashboard shows a significant reduction in individual income tax between 2019 and 2020. The data visually represents the impact that the federal government’s deferral of the income tax filing deadline in 2020 had on the state prior to the state’s accrual of 2019 tax year revenues received during Fiscal Year 2021.

To further explore these data, please visit the GDAC website.



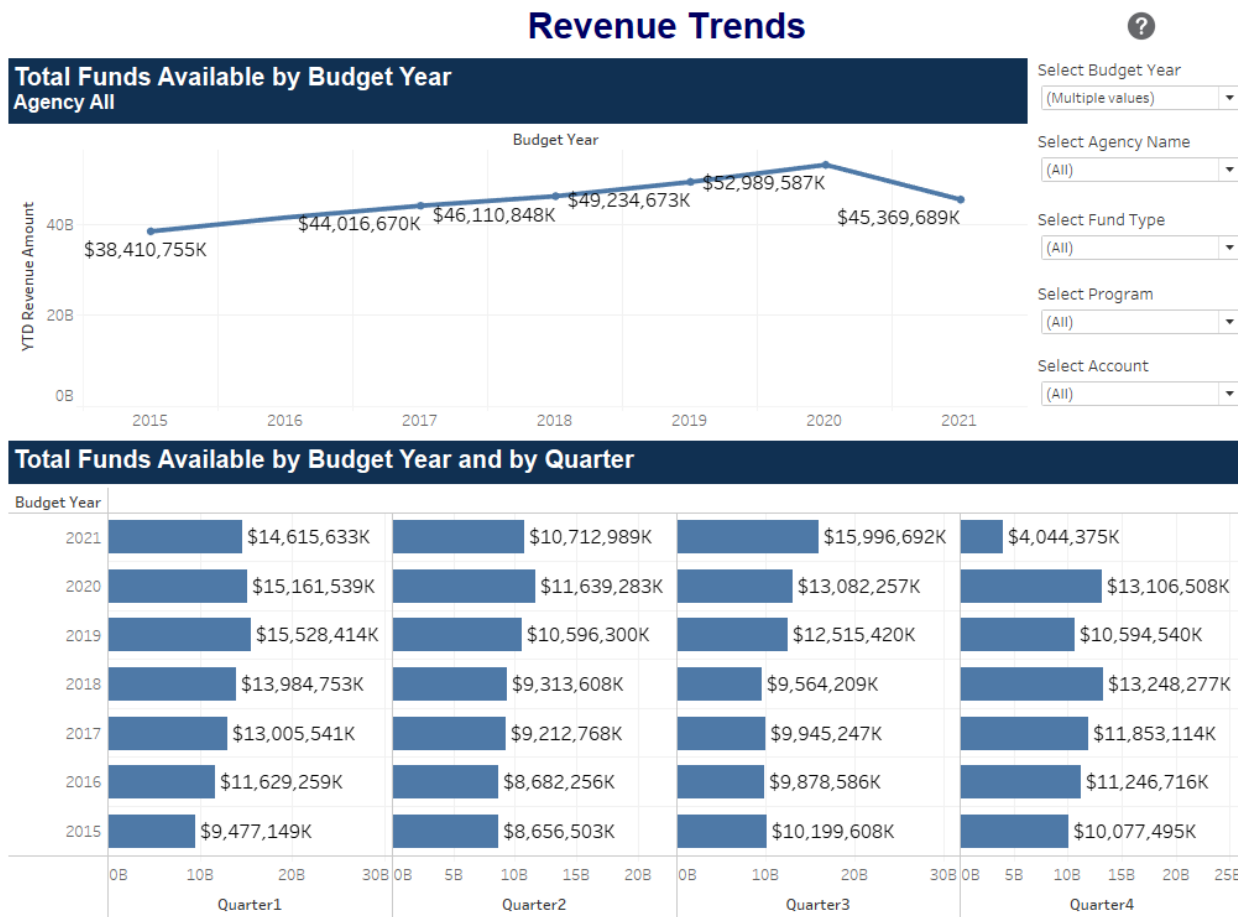
*These numbers may not reflect post-closing accruals or adjustments.

State Agency Revenue

GDAC obtains State Agency Revenue data from the State Accounting Office (SAO) enterprise financial system. These data include information about appropriated state funds, federal grants, agency sales and services, and other revenues collected by individual state agencies. This data includes only those revenues retained for operational use by state agencies and does not include revenues collected and transferred to the Office of the State Treasurer.

**Please note at the time of reporting, the fiscal year 2021 was not complete. Also, only agencies utilizing the state’s enterprise TeamWorks financial system are included in this report. Entities utilizing a separate accounting system, including the University System of Georgia Board of Regents, Georgia Student Finance Commission, and Public Service Commission etc. are not included in this report.*

The State Agency Revenue dashboards present revenues by year, quarter, agency, fund type, program, and account. The view presented below shows the trend in all revenue sources from FY 2015 to FY 2021. A quarter-to-quarter comparison is also included.

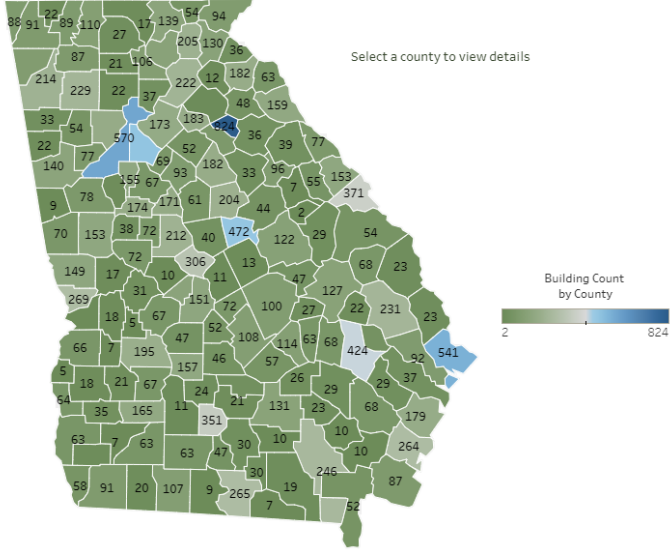


* Amounts are unaudited and may not reflect post-closing or prior period adjustments that occur in subsequent fiscal years.

Building and Lease Inventory of Property

The State Properties Commission (SPC) collects the building and lease inventory data for all State of Georgia agencies based on data as reported by state agencies and authorities. These data are submitted to GDAC monthly. Building and lease inventory dashboards allow users to view State of Georgia-owned and leased building counts, building type(s), occupancy rates, total square footage, and total capacity. This data is used for building and property risk management to ensure the state is prudently insuring its assets and to assist in determining estimated building repair and maintenance costs.

State of Georgia - Owned Buildings and Leased Space

Overview	Buildings and Leased	Office Space	Notes
<p>The State Properties Commission (SPC) is the real estate portfolio manager for the state and is responsible for the acquisition and disposition of all state-owned real property or real property interest with the exception of the Board of Regents and Department of Transportation.</p>			
PORTFOLIO SUMMARY			
<p>Total Buildings in Portfolio: 13,822</p>			
<p>Total Insured Value of Buildings: 30,215,141,838</p>			
<p>Total Owned and Leased Land: 161,143</p>			
<p>Total Lease in Portfolio: 2,333</p>			
<p>Total Square Footage of Leases: 34,792,441</p>			

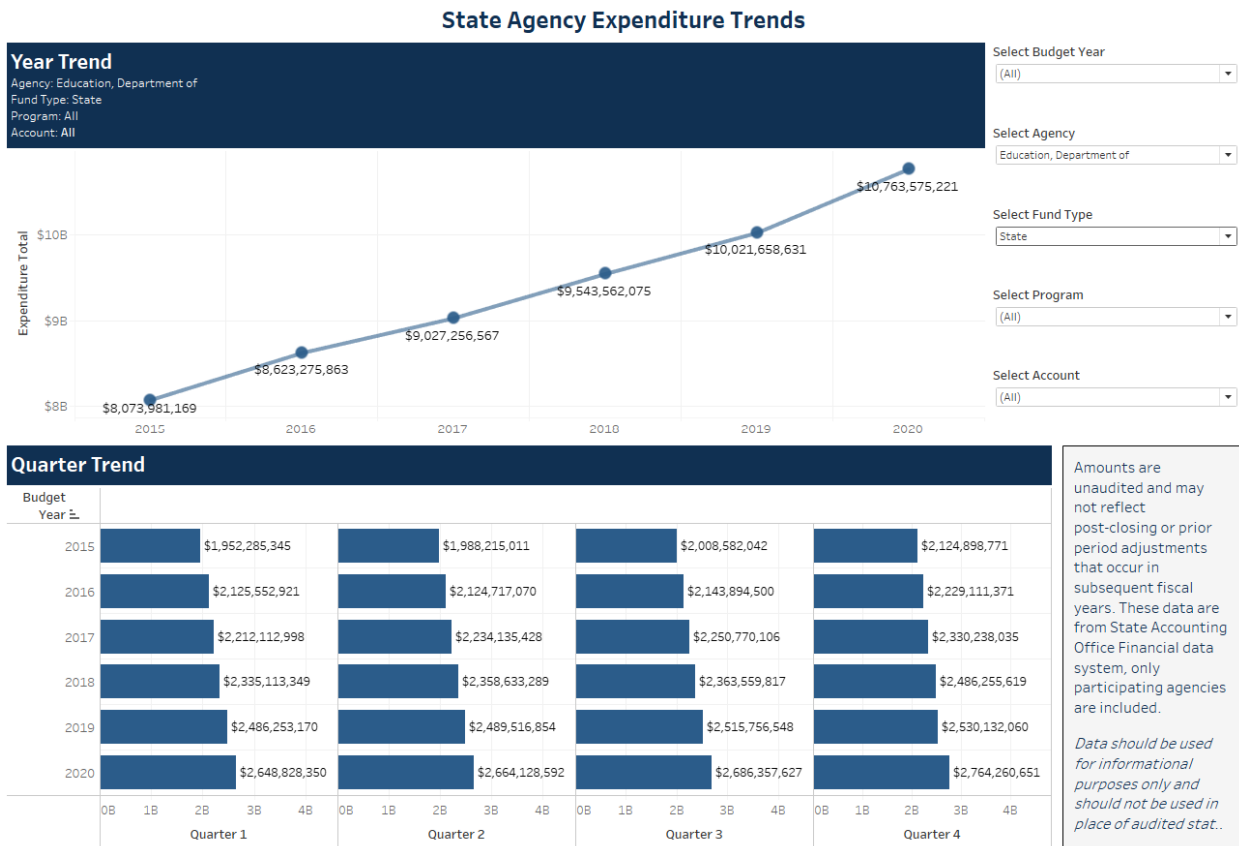
State Agency Expenditures

State Agency Expenditures are collected from the State Accounting Office (SAO) enterprise financial system monthly. The dashboards allow users to review the current year’s spending activity as well as historical spending patterns.

**Please note at the time of reporting, the fiscal year 2021 was not complete. Also, only agencies utilizing the state’s enterprise TeamWorks financial system are included in this report. Entities utilizing a separate accounting system, including the University System of Georgia Board of Regents, Georgia Student Finance Commission, and Public Service Commission etc. are not included in this report.*

This dashboard includes participating agencies expenditures by budget year or quarter, fund type, program, and account. As an example, the view presented below shows state fund expenditures by the Department of Education between FY 2015 and FY 2020, visually showing a 33% increase in K-12 education related expenses during that period.

To further explore these data please visit the [GDAC website](#).



*These numbers are unaudited may not reflect post-closing accruals or adjustments. Only agencies in SAO TeamWorks are included in this report.

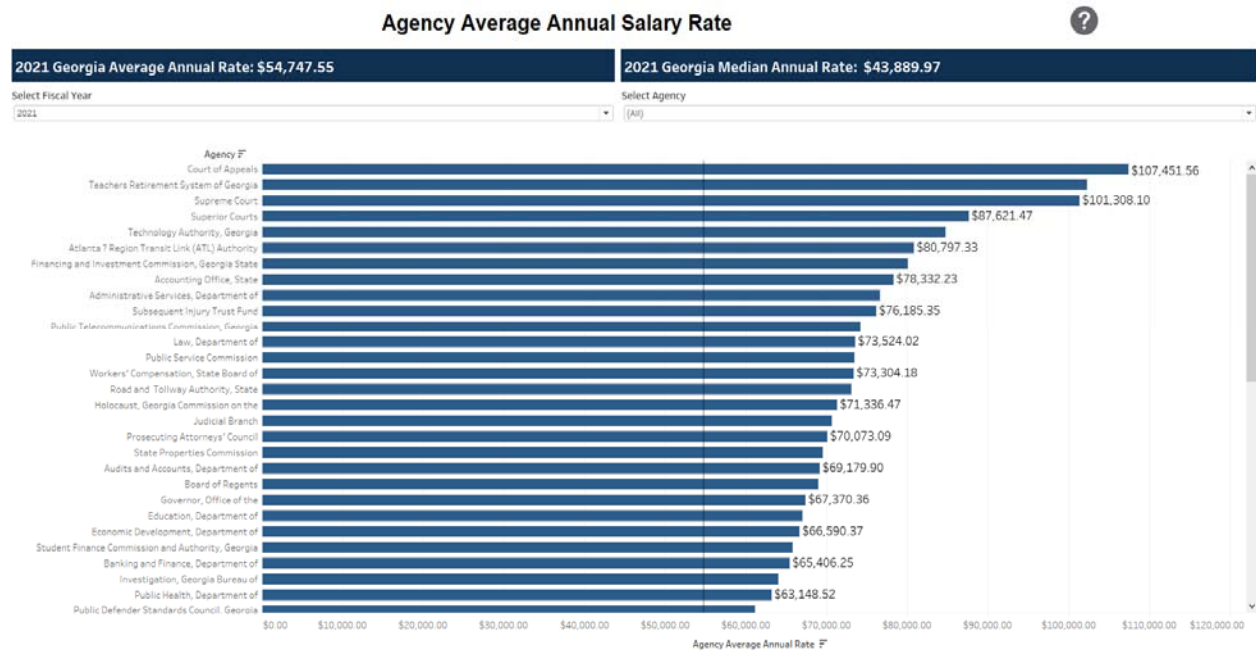
State of Georgia Average Employee Salary Rates

The State of Georgia employee salary data are collected from the State Accounting Office (SAO) and the Board of Regents (BOR). These salary reports are updated monthly and present full-time employee salary rates by fiscal year and by agency. Users can drill down to individual salary information by employee within a state agency.

The chart below shows the average salary rate by the agency for FY 2021 as reported at the time of generating this report.

Please note that employees who transferred to another agency within the same fiscal year will display under the previous and current agency at their full yearly salary rate. Also, only salaries for fulltime employees within agencies in SAO TeamWorks human capital management system and BOR are included in this report.

To further explore these data, please visit the GDAC website.

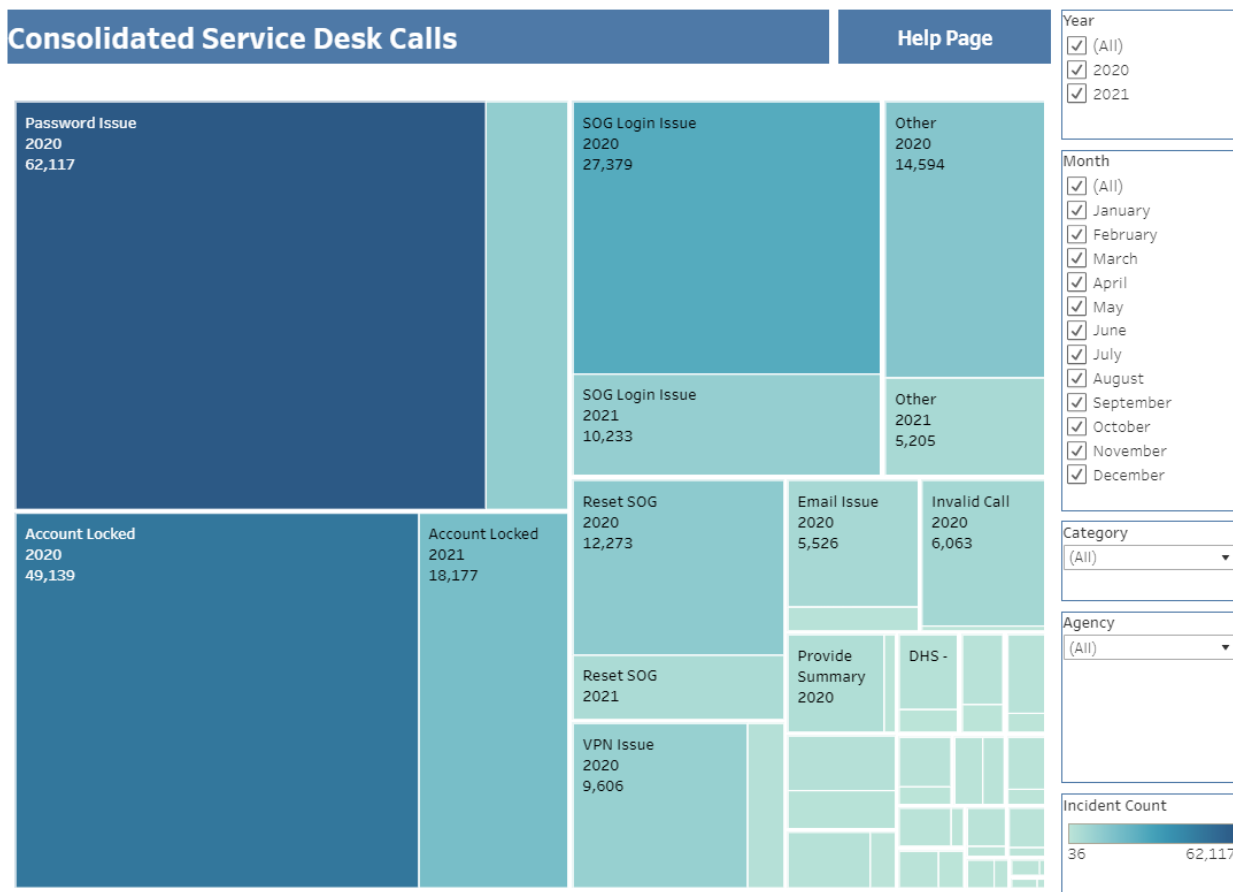


Georgia Technology Authority Service Desk

The Georgia Technology Authority (GTA) oversees a consolidated service desk call center to handle issues involving IT infrastructure and network services for the Georgia Enterprise Technology Services (GETS) agencies. GDAC collects these service desk call data from GTA monthly.

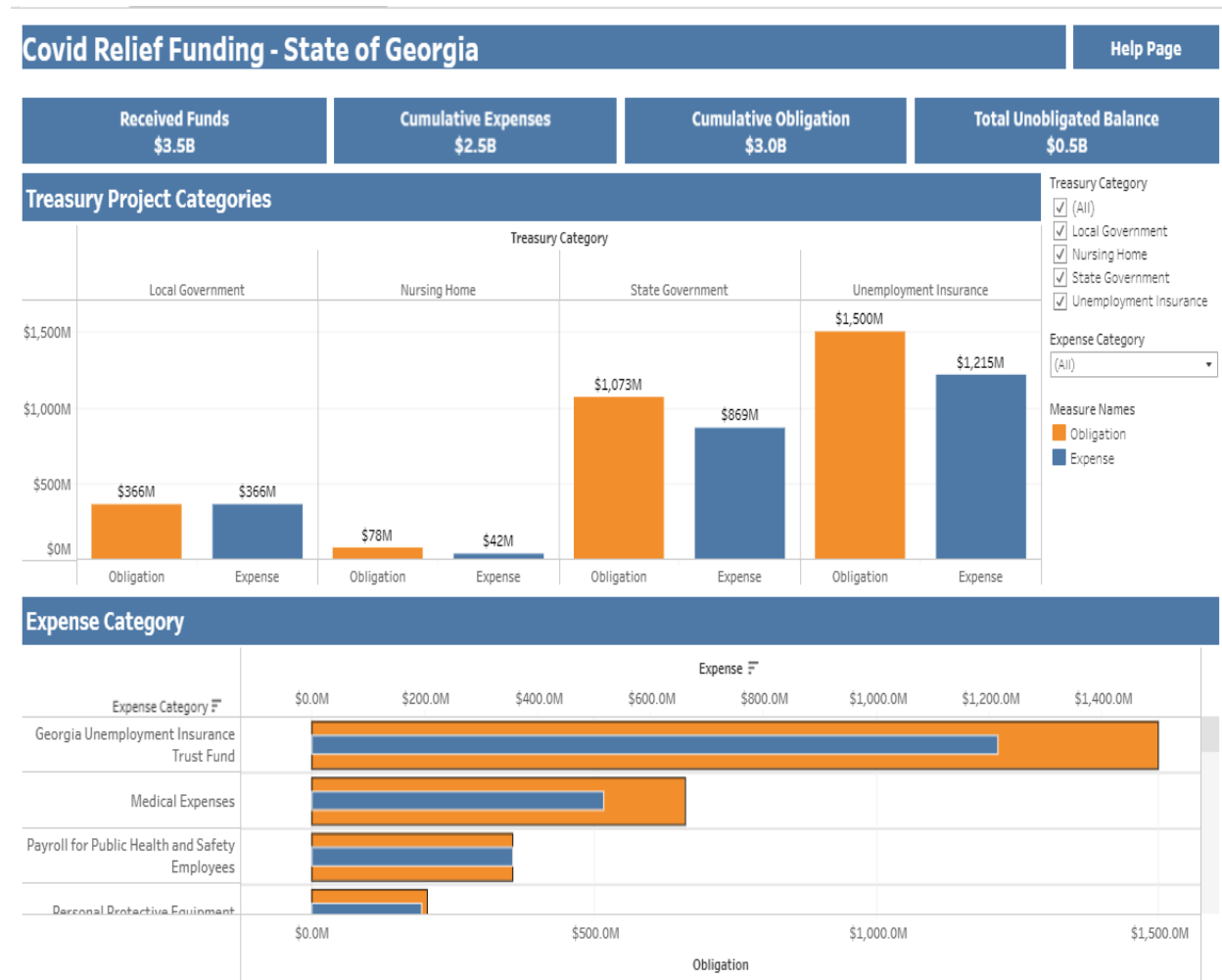
The Service Desk dashboard provides an overview of these service desk calls by category, by agency, by calendar year, and month. A few sample charts are listed below, showing, for example, that calls for password-related issues dropped drastically, almost over 76.9% from 2020 to 2021, likely due to a new password reset self-service feature introduced in 2021. However, it also shows COVID19 likely contributed to the growth in call volumes in 2020 as many state jobs shifted to telework models for the first time.

To further explore these data please visit the GDAC Website.



Coronavirus Relief Fund (CRF) Analytics

The COVID relief funding weekly dashboard tracks the Coronavirus Relief Funds the state has received through the Coronavirus Aid, Relief, and Economic Security (CARES) Act (Public Law No: 116-136) federal funds. Coronavirus Relief Funds were allocated to the State of Georgia along with other states to cover costs associated with responding to the spread of COVID-19. These data are gathered weekly from Office of Planning and Budget's (OPB) GeorgiaCARES system and the State Accounting Office's (SAO) TeamWorks financial system. Expenses are categorized into State Government, Local Governments, Nursing Homes, and Unemployment Insurance to align with project-based reporting to the U.S. Treasury. State agency expenses and obligations can be viewed by expense categories and vendors.



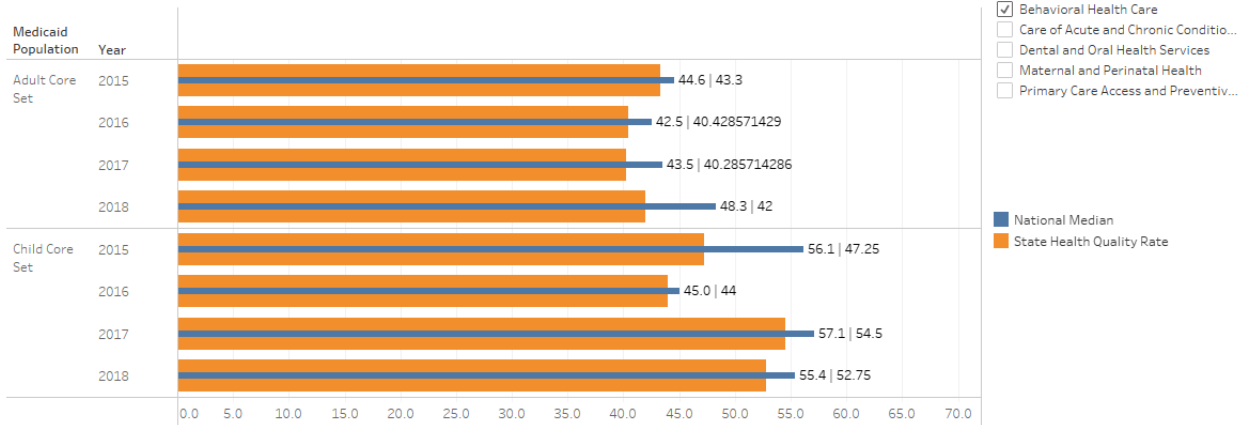
Medicaid Health Care Quality Measures

Medicaid population data are obtained from Centers for Medicare and Medicaid Services (CMS) website and are refreshed annually.¹ Health Care Quality Measures as defined by CMS seek to measure the degree to which evidence-based treatment guidelines are followed by healthcare providers. Each year, the Centers for Medicare and Medicaid Services (CMS) publishes sets of core measures showing the quality of care and health outcomes for adults participating in Medicaid and children enrolled in Medicaid and the Children’s Health Insurance Program (CHIP). This dashboard compares those measures for Georgia with the national median.

State of Georgia - Adult and Child Medicaid Population Health Care Quality Measures

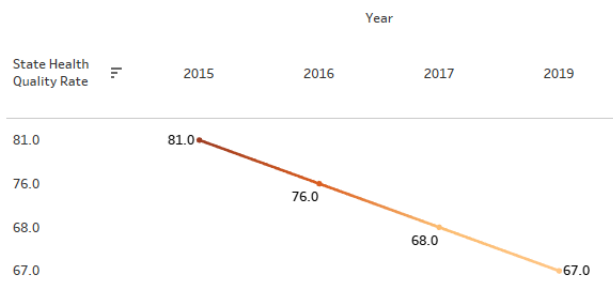


Behavioral Health Care

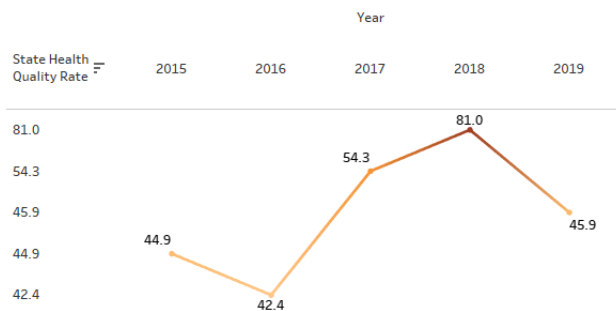


Maternal and Perinatal Health

Prenatal and Postpartum Care: Timeliness of Prenatal Care



Care of Acute and Chronic Conditions

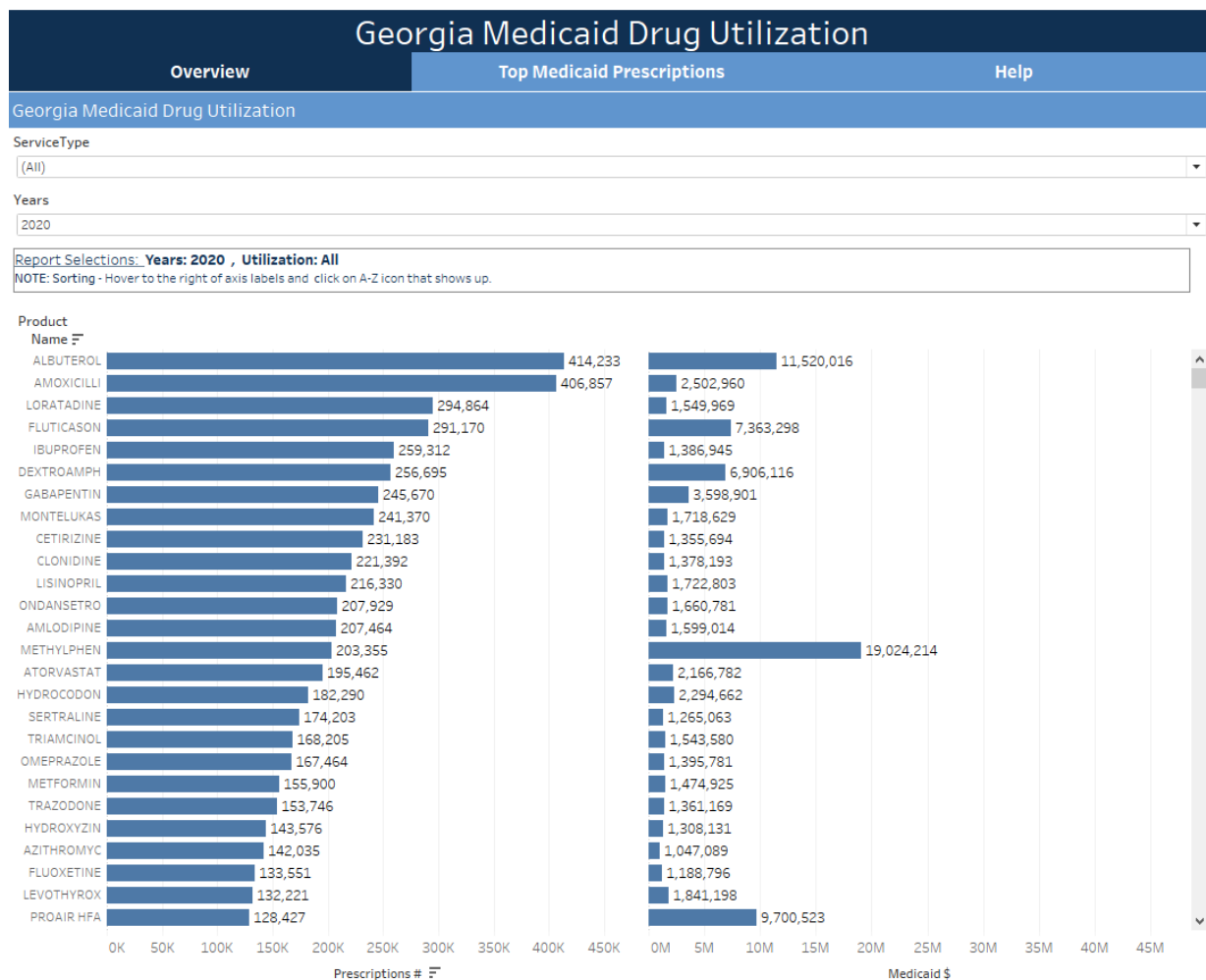


¹ <https://data.medicaid.gov/>

Medicaid Drug Utilization

State Drug Utilization data are obtained from Centers for Medicare and Medicaid Services (CMS) and are processed and updated quarterly.² States that opt to cover prescription drugs in their Medicaid program must participate in the Medicaid Drug Rebate Program (MDRP). As part of that participation in the MDRP, states are required to submit quarterly drug utilization data to CMS.

For example, the data shows that the most prescribed drug for the Medicaid population in 2020 was Albuterol (prescribed to treat wheezing/asthma), costing the state \$11.5 million Medicaid dollars. However, overall, the state spent the most Medicaid funds on Methylphen, a medication used to treat ADHD and narcolepsy. From 2015 to 2020, the state spent approximately \$248 million Medicaid dollars on prescriptions for this drug.

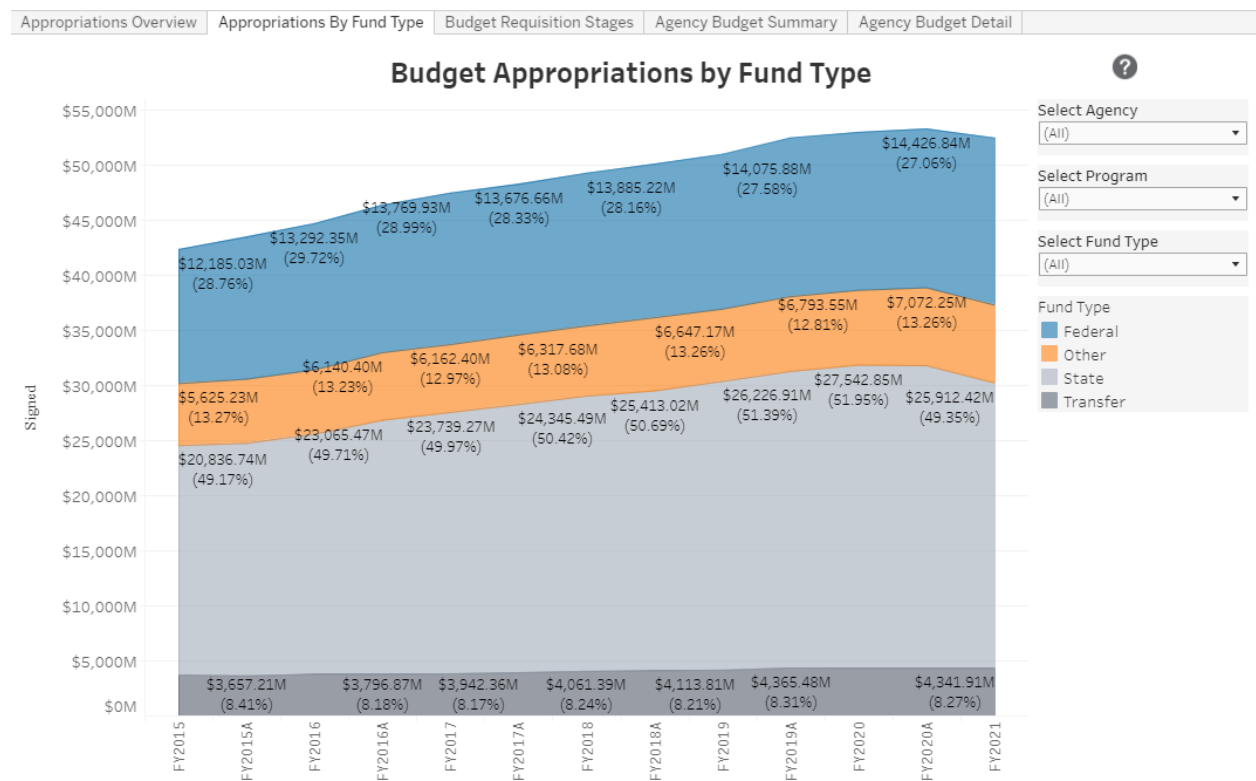


² <https://data.medicaid.gov/>

Appropriations Tracking

The House Budget and Research Office (HBRO) and Office of Planning and Budget (OPB) provide budget appropriations data from the Budget and Appropriations Tracking System (BATS). These data are processed and updated annually. This dashboard offers budget requisition process history for each agency from 1) the Agency Request Stage, 2) Governor Recommendation, 3) House Recommendation, 4) Senate Recommendation, 5) Conference Committee, and 6) Final Approved Appropriations. The snapshot below displays the final State of Georgia budget by fund type.

To further explore these data please visit the GDAC website.

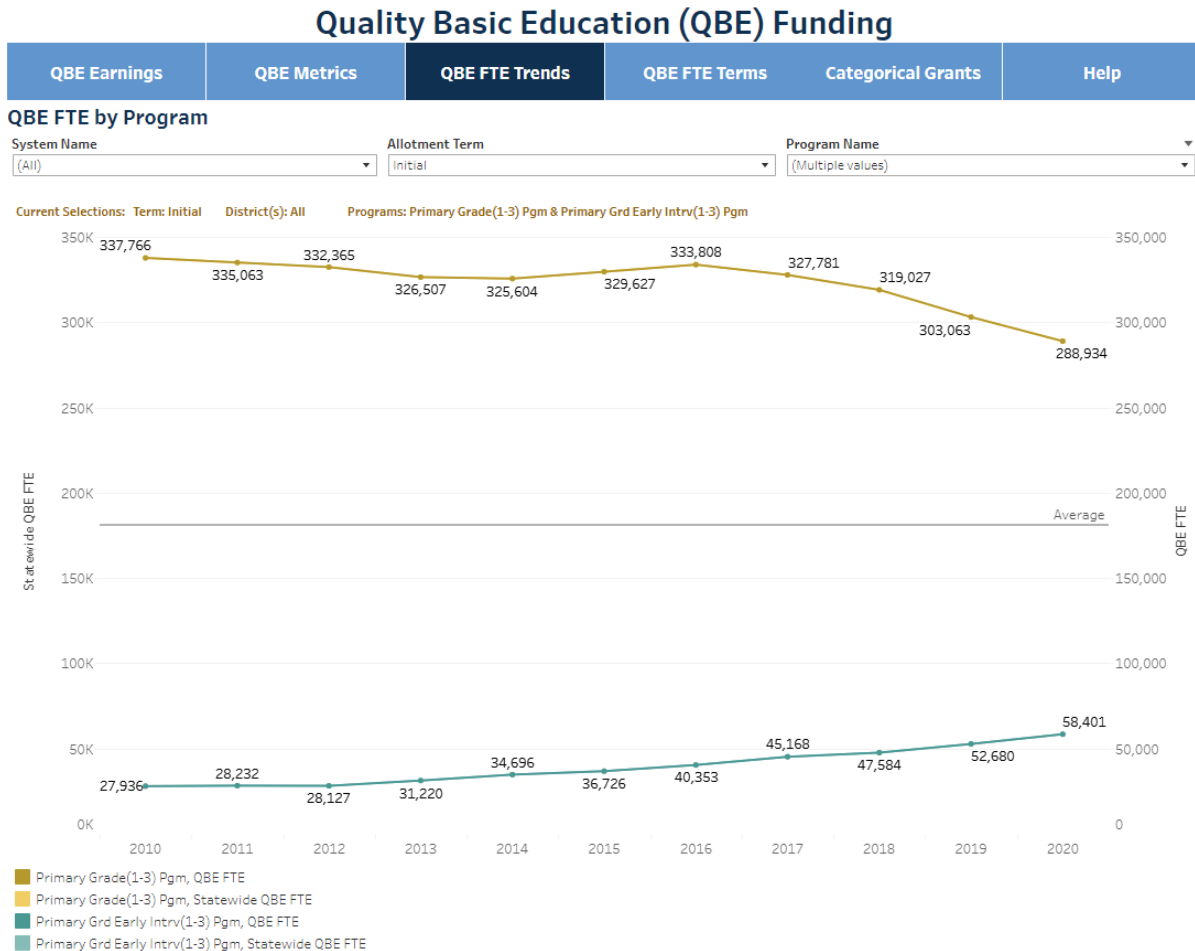


Quality Basic Education (QBE) Funding

Quality Basic Education (QBE) funding data are provided by the Georgia Department of Education (GaDOE). QBE supports K-12 education funding for every student in Georgia. These funding data will be updated after each term. This dashboard allows users to view QBE Full-time equivalent (FTE) enrollment counts, salary, operating costs, QBE earnings, state funds, and the local 5 mills funded by the school district, by allotment years and terms, and by K-12 program.

The chart below shows the 10-year trend for statewide QBE Full-time equivalent (FTE) enrollment counts in Primary Grades 1-3 and the Primary Grades 1-3 Early Intervention program. According to the data received, from FY 2019 to FY 2020 Primary Grades 1-3 FTEs decreased by 4.7% while the Primary Grades 1-3 Early Intervention program saw an increase in FTE of 10.9%. Compared to FY 2010, Primary Grades 1-3 FTE has decreased by 14.5% while the Primary Grades 1-3 Early Intervention Program FTE has more than doubled.

To further explore these data please the GDAC website.



Appendix A: Aggregated Data Sources

Organization	Table Name
Georgia General Assembly/Office of Planning of Budget	BATS_ProgramData
Georgia General Assembly/Office of Planning of Budget	BATS_ProgramFunding
Georgia General Assembly/Office of Planning of Budget	BATS_agency
Georgia General Assembly/Office of Planning of Budget	BATS_Budgetchange
Georgia General Assembly/Office of Planning of Budget	BATS_BudgetchangeData
Georgia General Assembly/Office of Planning of Budget	BATS_BudgetchangeFunding
Georgia General Assembly/Office of Planning of Budget	BATS_CommonChange
Georgia General Assembly/Office of Planning of Budget	BATS_FundSource
Georgia General Assembly/Office of Planning of Budget	BATS_lookup
Georgia General Assembly/Office of Planning of Budget	AppropriationSubChairs
University System of Georgia Board of Regents (USG BOR)	BOR_employee
University System of Georgia Board of Regents (USG BOR)	BOR_Position
University System of Georgia Board of Regents (USG BOR)	BOR_Class_Indicator
University System of Georgia Board of Regents (USG BOR)	BOR_Employee_Status
University System of Georgia Board of Regents (USG BOR)	BOR_FLSA
University System of Georgia Board of Regents (USG BOR)	BOR_Full_Parttime
University System of Georgia Board of Regents (USG BOR)	BOR_Institution_Addresses
University System of Georgia Board of Regents (USG BOR)	BOR_Pay_Frequency
University System of Georgia Board of Regents (USG BOR)	BOR_JobCode_JobTitle
University System of Georgia Board of Regents (USG BOR)	BOR_Regular_Temporary
University System of Georgia Board of Regents (USG BOR)	BOR_WorkerComp_Agency
Department of Administrative Service (DOAS)	dlossrun
Department of Administrative Service (DOAS)	dpaymenttransactions
Department of Administrative Service (DOAS)	dmedicalbilldetail
Department of Administrative Service (DOAS)	worker_comp_agency
Department of Administrative Service (DOAS)	motor_vehicle
US Department of Transportation (US DOT)	USDOT_VINS_detai
Georgia Department of Education (GaDOE)	EARNINGS
Georgia Department of Education (GaDOE)	INSTRUCTION
Georgia Department of Education (GaDOE)	SCH_DIST_ADDRESSES
Georgia Department of Education (GaDOE)	QBE_program
Georgia Department of Education (GaDOE)	QBE_School_district
Georgia Department of Education (GaDOE)	QBE_School_term
Georgia Department of Education (GaDOE)	QBE_Earnings
Department of Revenue (DOR)	tax_report_file
Teachers Retirement System (TRS)	trs_tenure
Employee Retirement System (ERS)	ers_tenure
State Property Commission (SPC)	Building
State Property Commission (SPC)	BuildingFacadeType
State Property Commission (SPC)	BuildingImprovementType
State Property Commission (SPC)	BuildingMechanicalSystemType
State Property Commission (SPC)	BuildingRoofType
State Property Commission (SPC)	BuildingSecondaryUseType
State Property Commission (SPC)	BuildingStructureType

Appendix A: Aggregated Data Sources

Organization	Table Name
State Property Commission (SPC)	Entity
State Property Commission (SPC)	Landlord
State Property Commission (SPC)	LeasedBuilding
State Property Commission (SPC)	LeasedBuildingExpense
State Property Commission (SPC)	OtherAsset
State Property Commission (SPC)	Property
State Property Commission (SPC)	PropertyDeed
Office of Planning and Budget (OPB)	PBCS_Account
Office of Planning and Budget (OPB)	PBCS_Agency_Prog_SubProg_FSTYPEState
Office of Planning and Budget (OPB)	PBCS_Agency
Office of Planning and Budget (OPB)	PBCS_Agency_Prog_SubProg_OBJClass
Office of Planning and Budget (OPB)	PBCS_Agency_Prog_SubProg_PositionCtn
Office of Planning and Budget (OPB)	PBCS_Agency_Prog_Sub_FSTYPE_FedOther
Office of Planning and Budget (OPB)	PBCS_Program
Office of Planning and Budget (OPB)	PBCS_SubProgram
Travel Inc.	AIR_itinerary
Travel Inc.	CAR_itinerary
Travel Inc.	HOTEL_itinerary
Travel Inc.	CarType
Georgia Technology Authority (GTA)	Mar2021_Sdticket_data
State Accountability Office (SAO)	concurTravelExpenses
State Accountability Office (SAO)	ps_divers_ethnic
State Accountability Office (SAO)	ps_personal_data
State Accountability Office (SAO)	ps_action_tbl
State Accountability Office (SAO)	ps_actn_reason_tbl
State Accountability Office (SAO)	ps_addresses
State Accountability Office (SAO)	Ps_bus_unit_tbl_fs
State Accountability Office (SAO)	ps_chartfield1_tbl
State Accountability Office (SAO)	ps_class_cf_tbl
State Accountability Office (SAO)	ps_company_tbl
State Accountability Office (SAO)	ps_dept_tbl
State Accountability Office (SAO)	ps_dx_com_fund_src
State Accountability Office (SAO)	ps_dx_emp_cls_mail
State Accountability Office (SAO)	ps_dx_empl_nosec_v
State Accountability Office (SAO)	ps_dx_employee_vw2
State Accountability Office (SAO)	ps_dx_employ_nt_vw2
State Accountability Office (SAO)	ps_dx_employ_nt_vw
State Accountability Office (SAO)	ps_dx_enc_tbl
State Accountability Office (SAO)	ps_dx_fast_scrty_3
State Accountability Office (SAO)	ps_dx_flsa_dollar
State Accountability Office (SAO)	ps_dx_flsa_jobcode
State Accountability Office (SAO)	ps_dx_gls4092x_tbl
State Accountability Office (SAO)	ps_dx_job_pers_vw2
State Accountability Office (SAO)	ps_dx_ld_history
State Accountability Office (SAO)	ps_dx_posdata5_tbl
State Accountability Office (SAO)	ps_dx_prsn_dta_vw2
State Accountability Office (SAO)	ps_dx_reprts_to_vw
State Accountability Office (SAO)	ps_dx_vacant_posn

Appendix A: Aggregated Data Sources

Organization	Table Name
State Accountability Office (SAO)	ps_earnings_tbl
State Accountability Office (SAO)	ps_employees
State Accountability Office (SAO)	ps_eoaw_stepinst
State Accountability Office (SAO)	ps_eoaw_userinst
State Accountability Office (SAO)	ps_ep_appr
State Accountability Office (SAO)	ps_ep_appr_xref
State Accountability Office (SAO)	ps_ethnic_grp_tbl
State Accountability Office (SAO)	ps_fund_tbl
State Accountability Office (SAO)	ps_gl_account_tbl
State Accountability Office (SAO)	ps_itm_cat_tbl
State Accountability Office (SAO)	ps_job
State Accountability Office (SAO)	ps_job_family_tbl
State Accountability Office (SAO)	ps_jobcode_tbl
State Accountability Office (SAO)	ps_jrnl_header
State Accountability Office (SAO)	ps_jrnl_ln
State Accountability Office (SAO)	ps_kk_activity_log
State Accountability Office (SAO)	ps_kk_budget_hdr
State Accountability Office (SAO)	ps_kk_budget_ln
State Accountability Office (SAO)	ps_kk_cf_value
State Accountability Office (SAO)	ps_kk_liquidation
State Accountability Office (SAO)	ps_kk_source_hdr
State Accountability Office (SAO)	ps_kk_source_ln
State Accountability Office (SAO)	ps_ledger
State Accountability Office (SAO)	ps_ledger_kk
State Accountability Office (SAO)	ps_location_tbl
State Accountability Office (SAO)	ps_names
State Accountability Office (SAO)	ps_pay_trms_tbl
State Accountability Office (SAO)	ps_per_org_asgn
State Accountability Office (SAO)	ps_po_hdr
State Accountability Office (SAO)	ps_po_line
State Accountability Office (SAO)	ps_po_line_distrib
State Accountability Office (SAO)	ps_position_data
State Accountability Office (SAO)	ps_posn_history2
State Accountability Office (SAO)	ps_posn_incumbent
State Accountability Office (SAO)	ps_program_tbl
State Accountability Office (SAO)	ps_project_fs
State Accountability Office (SAO)	ps_sal_grade_tbl
State Accountability Office (SAO)	ps_sal_plan_tbl
State Accountability Office (SAO)	ps_sal_step_tbl
State Accountability Office (SAO)	ps_set_cntrl_rec
State Accountability Office (SAO)	ps_sjt_class_all
State Accountability Office (SAO)	ps_sjt_dept
State Accountability Office (SAO)	ps_sjt_opr_cls
State Accountability Office (SAO)	ps_tl_empl_data
State Accountability Office (SAO)	ps_tl_trc_tbl
State Accountability Office (SAO)	ps_tl_rptd_time
State Accountability Office (SAO)	ps_vchr_acctg_line
State Accountability Office (SAO)	ps_vendor
State Accountability Office (SAO)	ps_vendor_addr

Appendix A: Aggregated Data Sources

Organization	Table Name
State Accountability Office (SAO)	ps_vendor_addr_phn
State Accountability Office (SAO)	ps_vndr_hdr_ind_cl
State Accountability Office (SAO)	ps_voucher
State Accountability Office (SAO)	psoprdefn
State Accountability Office (SAO)	pstreenode
State Accountability Office (SAO)	psxlatitem
State Accountability Office (SAO)	xlattable_vw
State Accountability Office (SAO)	LedgerGROUP_LKP
State Accountability Office (SAO)	Ledger_LKP
State Accountability Office (SAO)	TRANSACTION_SOURCE_LKP
State Accountability Office (SAO)	Vendor_Classes
State Accountability Office (SAO)	5_DIGIT_NIGP_CODES
State Accountability Office (SAO)	use_procard
State Accountability Office (SAO)	PO_Line_Status
State Accountability Office (SAO)	PO_STATUS
State Accountability Office (SAO)	PO_TYPE
State Accountability Office (SAO)	JCCP_Job_Code_Crosswalk
State Accountability Office (SAO)	NIGP_CODES
State Accountability Office (SAO)	Distrib_LN_Status
Office of Planning and Budget (OPB)	Airport_Codes
State Accountability Office (SAO)	FLSA_Lookup
State Accountability Office (SAO)	DOC_Facility_Lookup
State Accountability Office (SAO)	Agency_Lkp
Office of Planning and Budget (OPB)	UserFeeReport
Office of Planning and Budget (OPB)	Fee Lookup
Office of Planning and Budget (OPB)	CRF_Contract_Date
Office of Planning and Budget (OPB)	CRF_Contract_Description
Office of Planning and Budget (OPB)	CRF_Weekly_Report